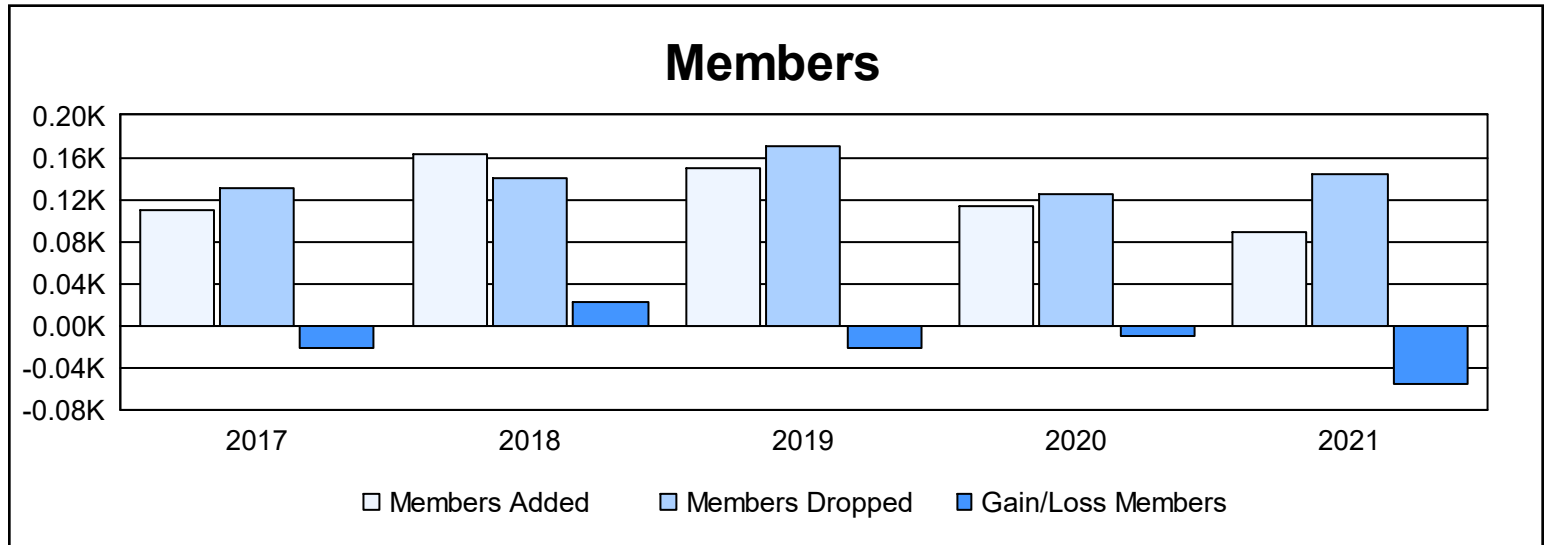
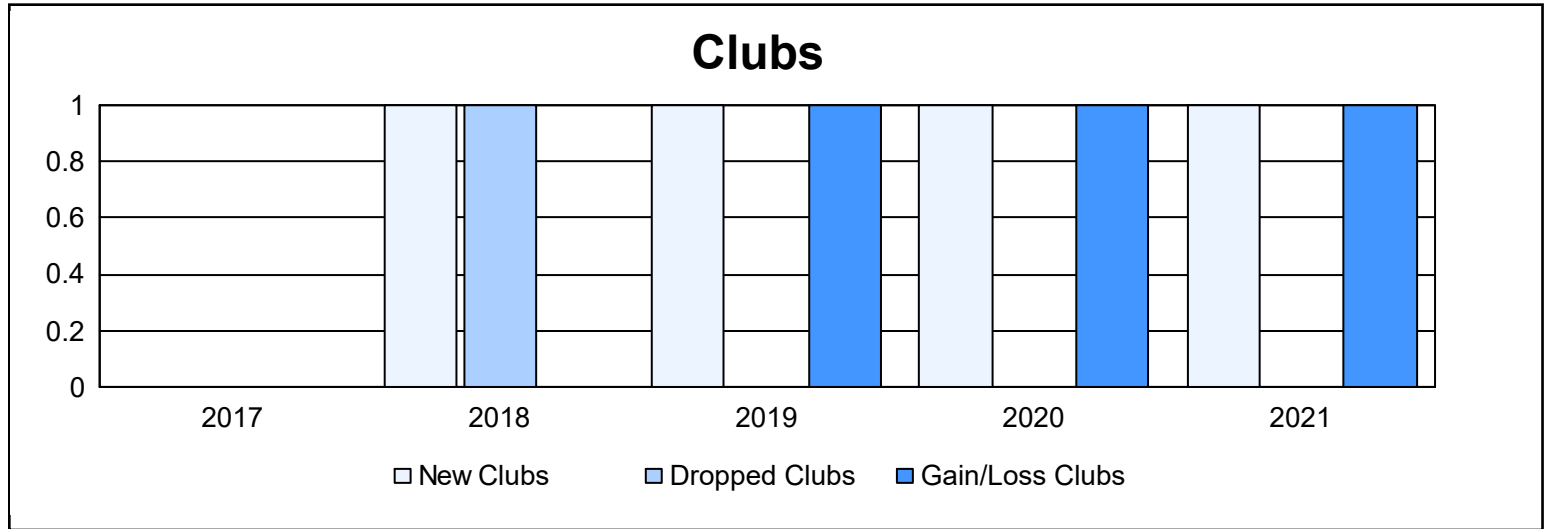
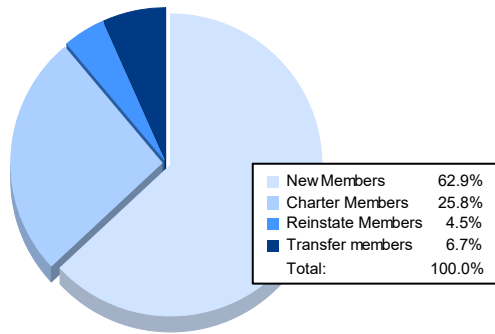


| Year | New Clubs | Dropped Clubs | Gain/ Loss Clubs | New Members | Charter Members | Reinstate Members | Transfer Members | Total Member Added | Total Members Dropped | Gain/ Loss Members |
|----------------|-----------|---------------|------------------|-------------|-----------------|-------------------|------------------|--------------------|-----------------------|--------------------|
| 2016-2017 | 0 | 0 | 0 | 96 | 0 | 4 | 9 | 109 | 131 | -22 |
| 2017-2018 | 1 | 1 | 0 | 119 | 26 | 4 | 14 | 163 | 141 | 22 |
| 2018-2019 | 1 | 0 | 1 | 112 | 20 | 5 | 13 | 150 | 171 | -21 |
| 2019-2020 | 1 | 0 | 1 | 76 | 21 | 6 | 11 | 114 | 124 | -10 |
| 2020-2021 | 1 | 0 | 1 | 56 | 23 | 4 | 6 | 89 | 144 | -55 |
| Average | 1 | 0 | 1 | 92 | 18 | 5 | 11 | 125 | 142 | -17 |



Membership Composition June 2021 Cumulative



Gender Composition June 2021 Cumulative

